




## NEWS FROM ROBOTICS AND ARTIFICIAL INTELLIGENCE



### Cancer therapy: microrobots research cells

A group of researchers at the Technical University of Munich (TUM) has developed the world's first microrobot ("microbot") capable of navigating within groups of cells and stimulating individual cells. Berna Özkale Edelman, a professor of Nano- and Microrobotics, sees potential for new treatments of human diseases.


[Read more](#)



### IROS 2023: 38 Papers from MIRMI

At the robotics conference IROS, MIRMI researchers present 38 papers, 5 workshop have been (co-)organized by them. An overview.

[Read more](#)



## Mobile robotics hub launched

Researchers at TUM have developed an SVAN that can be used as a mobile robotics hub in the future. A drone, a land robot and a submarine are on board.

[Read more](#)



## Starting Grant for Kristin Kozielski

Nine young researchers from TUM will receive ERC Starting Grants from the European Research Council (ERC) this year, including MIRMI member Prof. Kristen Kozielski.

[Read more](#)

## NUMBER OF THE MONTH

# 6,5

Meters per hour

Prof. Berna Özkale Edelmann's microrobots, which are not even the size of a grain of dust, can whiz around between cells that fast. In everyday research, they travel at a more leisurely pace. It takes them 27 times as long to cover the same distance.

## VIDEO OF THE MONTH



Cristina Piazza, Berna Özkale Edelman, Hussam Amrouch and Stefan Leutenegger have three things in common: they are young, work for MIRMI and are already professors.

[Video](#)

---

## PAPER OF THE MONTH

### Lego principle improves safety

MIRMI researchers have developed the generalized Safe Motion Unit for "pre-collision control" of robots. Their safety concept relies on a modular, scalable approach to determine whole-body dynamics. Researcher Mazin Hamad explains why this is important.



[Read more](#)

---

## LAB OF THE MONTH





## Prof. Angela Schoellig opens Learning Systems and Robotics Lab

Prof. Angela Schoellig opened her new Learning Systems and Robotics Lab in August. The first day focused on AI-controlled drones.

[Read more](#)

---

## JOB OFFERS

- [PhD/Postdoctoral Researcher](#), Geriatrics Project, MIRMI, TUM
- [\(Wirtschafts-\)Informatiker:in](#), Geriatrics Project, MIRMI, TUM in Garmisch-Partenkirchen
- [Architekt:in/Bauingenieur:in](#), Geriatrics Project Campus, MIRMI, TUM in Garmisch-Partenkirchen
- [Referen:in Kommunikation](#), Geriatrics Project, MIRMI, TUM in Garmisch-Partenkirchen



[All job offers](#)


---

## EVENTS

- 1. - 5. October 2023: [Robotics Research Conference IROS 2023](#) in Detroit, USA
- 24. October 2023: [COBOTS4YOU](#), Würzburg
- 10. - 15. November 2023: [CIRCULAR HACKFEST](#), Munich Urban Colab, München

[More events](#)

## IN THE MEDIA



### 3SAT: How intelligent is the robot mouse?

The development of intelligence is tied to a body. To support this thesis, Florian Walter and Prof. Alois Knoll conduct research on a robot mouse.

[Video](#)



### vdi: Helpers in the operating room

In projects at Klinikum rechts der Isar, researchers Lukas Bernhard and Prof. Dirk Wilhelm are developing robots that can assist in the operating room.

[Read more](#)



### ARD Alpha: Questions on care and robotics

In the daily talk with ARD Alpha, the scientific director for Geriatrics research Dr. Martina Kohlhuber takes questions from viewers and listeners.

[Video](#)



[Press](#) | [Contact](#) | [Sign up \(Newsletter in German\)](#) | [Sign up \(Newsletter in English\)](#) | [Archive](#)

Contact to Munich Institute of Robotics and Machine Intelligence (MIRMI) of the Technical University of Munich (TUM)  
Address: Georg-Brauchle-Ring 60/62, 80992 Munich, Germany  
Internet: [www.mirmi.tum.de](http://www.mirmi.tum.de)

We use rapidmail to send our newsletter. When you subscribe, you consent to the entered data being forwarded to rapidmail. Please also see the GTC and data privacy statement.

[Unsubscribe](#) | [Data Privacy](#) | [Imprint](#)  
2023 TUM MIRMI. All Rights Reserved